



Practice
Plus
Group

 **Net Zero**

Carbon Reduction Plan



Supplier name: Practice Plus Group

Publication date: January 2026

Commitment to achieving Net Zero

Practice Plus Group is committed to achieving Net Zero emissions by 2030.

Baseline emissions footprint

Baseline emissions are a record of the greenhouse gases that have been produced in the past and were produced prior to the introduction of any strategies to reduce emissions. Baseline emissions are the reference point against which emissions reduction can be measured.

Additional details relating to the baseline emissions calculations

The reporting year is the calendar year 2025 and the baseline year is the calendar year 2017.

Scope	Category / definition		Description of source	Emissions (tCO ₂ e) Baseline year (2017)
1	Direct emissions from owned or controlled sources		Combustion of fuel, and leakages of refrigerant	2,103
2	Indirect emissions from the generation of purchased electricity, steam, heating and cooling		Generation of electricity consumed (on a market basis)	3,945
3	4	Upstream transportation and distribution		19.8
	5	Waste generated in operations	Treatment of waste including wastewater	54.25
	6	Business travel	Travel for business purposes, including hotel nights	521
	7	Employee commuting	Travel by employees to and from their places of work and emissions due to remote working (homes and client sites)	2,965.77
	9	Downstream transportation and distribution	Not applicable*	
	All			9,608.81

* Practice Plus Group's business requires no material downstream transportation and distribution of goods.

Current emissions reporting

Scope	Category / definition		Description of source	Emissions (tCO ₂ e)
				Reporting year (2025)
1	Direct emissions from owned or controlled sources		Combustion of fuel, and leakages of refrigerant	2,309
2	Indirect emissions from the generation of purchased electricity, steam, heating and cooling		Generation of electricity consumed (on a market basis)	2,076
3	4	Upstream transportation and distribution		20.02
	5	Waste generated in operations	Treatment of waste including wastewater	54.90
	6	Business travel	Travel for business purposes, including hotel nights	669
	7	Employee commuting	Travel by employees to and from their places of work and emissions due to remote working (homes and client sites)	3,730.8
	9	Downstream transportation and distribution	Not applicable*	
	All			8,860.24

* Practice Plus Group's business requires no material downstream transportation and distribution of goods.

Emissions reduction targets

Practice Plus Group have been on their journey to Net Zero for the past eight years, and have prioritised early action over bureaucratic deliberation and measurement. We have taken action to offset all of our business travel for the past five years, underlining our commitment to recognising and redressing our impact on the environment.

We are planting a forest of 30,000 trees in Haiti, Nepal and Kenyan Mangrove swamps, which will provide food security for the local population, as well as capturing 2,000 tonnes of CO₂ over a 10 year period. This initiative will be used to 'offset' Practice Plus Group's business travel.

Practice Plus Group have adopted the UN Climate Neutral Now definition of Net Zero as "the state where a balance between anthropogenic greenhouse gas (GHG) emissions and removals is achieved", by taking the following actions:

- Measuring 100% of the organisation's GHG emissions.
- Reducing GHG emissions as far as possible.
- Offsetting remaining emissions through projects that remove carbon from the atmosphere in the long term.

This carbon reduction plan is one element of Practice Plus Group's wider 10 year environmental sustainability strategy; in which we will focus our environmental sustainability efforts in areas where we believe we can make the biggest difference, and where we can measure and evidence progress against our baseline year of 2016-17 whenever possible.

Progress against the 2030 Net Zero target can be seen in the graph below:

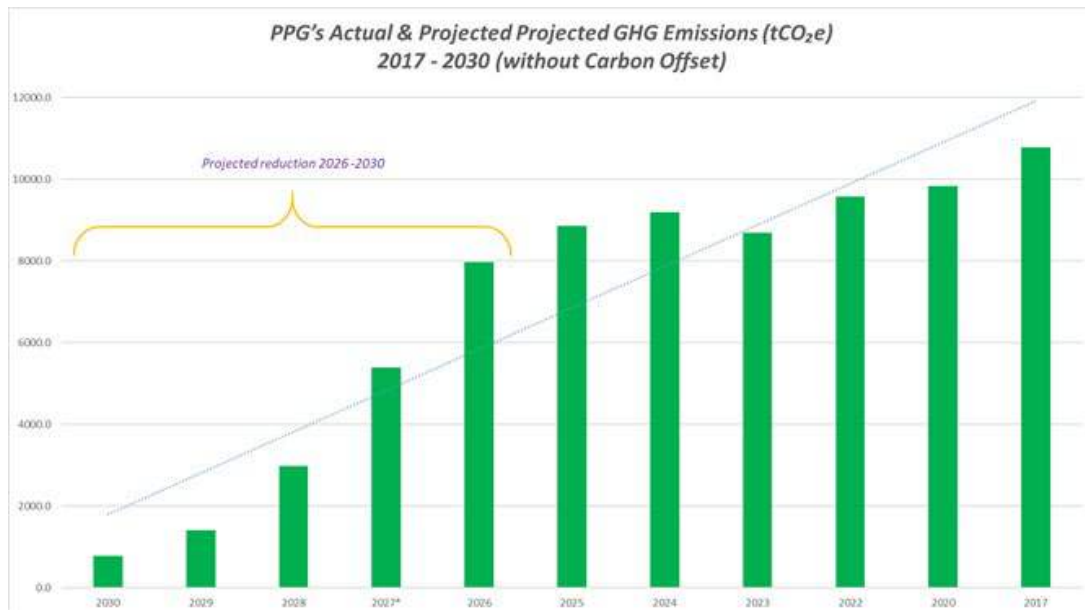


Figure 1: Projected GHG emission graph

The higher than expected increase in emissions for 2024 and 2025 can be attributed to the 'uptick' in work activity as the business undertakes increased elective surgery activities from both NHS and 'Wellsoon' patients. To better understand the effectiveness of carbon reduction initiatives in relation to business operations Practice Plus Group now include an intensity ratio linked to spend. This ratio can be used to compare Practice Plus Group's performance with others in the same industry, enabling benchmarking and identification of best practices.

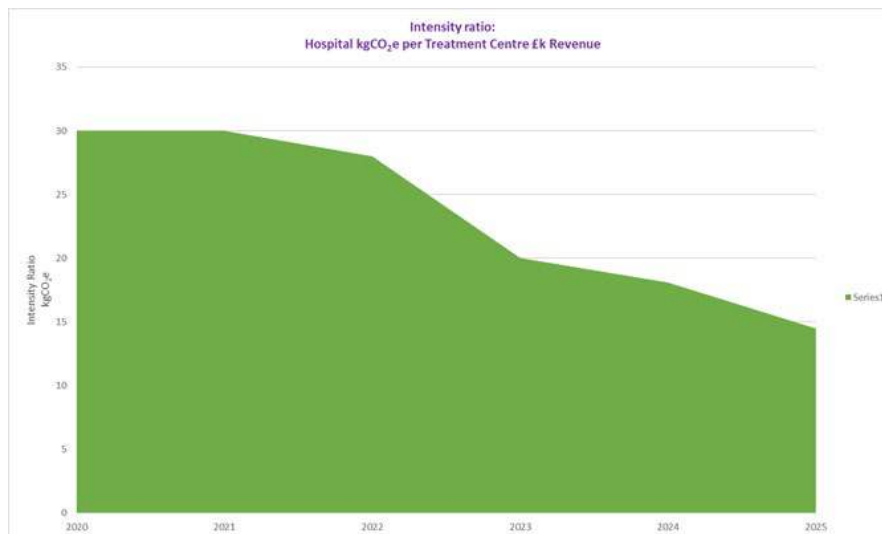
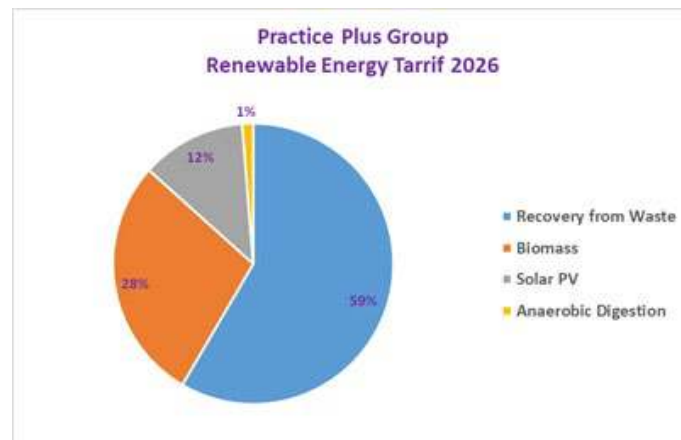


Figure 2: Intensity ratio graph

Carbon reduction projects

During 2024/25 we continued to improve our energy efficiency by:

- Moving to a renewable tariff which source electricity from natural sources such as wind, solar, and hydro, which produce little to no carbon emissions. Smartest (our electricity provider) are offering 100% standard renewable energy and the fuel mix is:



- Operating the treatment centres more efficiently to increase our revenue per tonne of carbon.
- Replacing failed or failing energy consuming assets with the most energy efficient solution within the constraints of the relevant HTM specification.
- Utilising low loss air filters in the treatment centre AHU's.
- Improving the extent and quality of plant room piping lagging.
- Completing an investment of £100,000 in LED lighting such that all our treatment centres are now fully LED. We have now successfully completed all of our IUC 111 call centres and are working with landlords where we operate a hosted service to do the same. This has already realised some worthwhile energy savings.

In addition, we have:

- Complied with the ESOS obligations through a combination of audits and DEC's. This has been translated into a monitored action plan.
- Recommissioned AHU at one treatment centre to deliver the correct air changes as required by HTM and IPC as it was found to be delivering excessive air changes. This initiative is being worked up to be delivered at all treatment centre sites.
- Completed a review of BMS operating controls to refine operational schedules based around building occupancy and clinical activity, in particular plant run times in theatres and endoscopy suites.
- Included PIR control and occupation sensors within the new head office mechanical and electrical specification, to provide more accurate operation of both ventilation and lighting rather than the traditional on/off scenario.
- Reviewed and altered low temperature hot water systems to reduce heating demand and improve system efficiency.
- Replaced traditional chemical dosing with electrolytic dosing system at one of our Hospital sites, with the intention being to replicate across other sites within a rolling three year plan.

Finally, we are in the process of assessing the costs and benefits of installing solar PV panels at one of our treatment centres.

Carbon reduction projects

In the future we hope to implement further measures such as:

- Continue to explore internal water metering solutions to better identify water and energy saving options within all our treatment centre facilities.
- Reviewing renewable energy options with our energy suppliers.
- Reviewing our top purchase items with key suppliers to ascertain if there are eco-friendly alternatives to items that we currently buy.
- Reviewing our recycling arrangements across the organisation to see where improvements can be made.
- Upgrade Domestic Hot Water (DHW) system to a condensing system.
- Utilise low loss air filters in the AHU's.
- 300 m2 solar PV array.
- AHU plant room piping lagging.
- Ward and general lighting upgrade.
- AHU supply and extractor fans upgraded to direct drive plug fans.
- Develop and implement a more robust GHG emissions reporting solution; that allows for better identification and recording of our scope 3 impacts.

Declaration and sign off

This carbon reduction plan has been completed in accordance with PPN 06/21 and associated guidance and reporting standard for carbon reduction plans.

Emissions have been reported and recorded in accordance with the published reporting standard for carbon reduction plans and the GHG reporting protocol corporate standard¹ and uses the appropriate government emission conversion factors for greenhouse gas company reporting².

Scope 1 and scope 2 emissions have been reported in accordance with SECR requirements. As far as we're currently able; the required subset of scope 3 emissions have been reported in accordance with the published reporting standard for carbon reduction plans and the corporate value chain (scope 3) standard³.

This carbon reduction plan has been reviewed and signed off by the board of directors (or equivalent management body).

Signed on behalf of Practice Plus Group:



Barry Nee
Chief Information Officer, SIRO
Practice Plus Group

Date: January 2026

¹ ghgprotocol.org/corporate-standard

² gov.uk/government/collections/government-conversion-factors-for-company-reporting

³ ghgprotocol.org/standards/scope-3-standard